



THE GRAMMY FOUNDATION
STATEMENT
OF FINANCIAL
POSITION
2009 & 2010

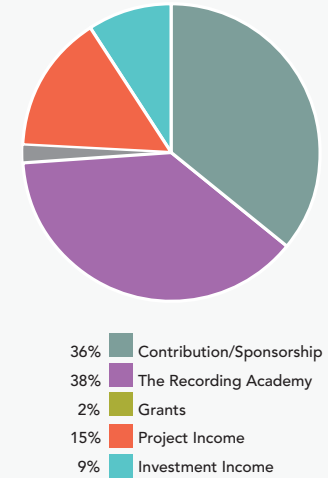
ASSETS

	2 0 1 0	2 0 0 9
CURRENT ASSETS:		
Cash and Cash Equivalents	\$945,502	\$520,383
Accounts Receivable	333,118	309,471
Prepays and Deposits	24,021	15,968
Product Inventory	21,600	21,600
	<hr/>	<hr/>
TOTAL CURRENT ASSETS	1,324,241	867,422
NON CURRENT ASSETS:		
Property and Equipment, Net	30,385	51,058
Board-Designated Investments	3,456,601	3,091,672
Deferred Compensation Assets	22,079	13,829
	<hr/>	<hr/>
TOTAL NONCURRENT ASSETS	3,509,065	3,156,559
TOTAL ASSETS	<u>\$4,833,306</u>	<u>\$4,023,981</u>

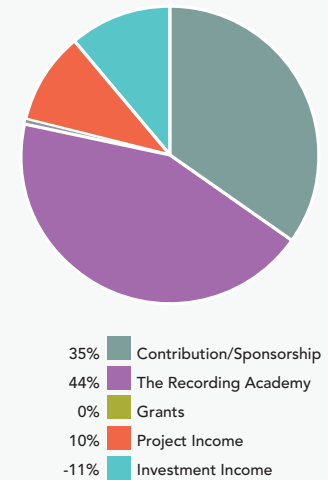
LIABILITIES AND NET ASSETS

CURRENT LIABILITIES:		
Accounts Payables and Accrued Liabilities	\$203,017	\$299,231
Deferred Revenue	258,625	60,964
Payable to Affiliate	477,478	469,582
401K Discretionary Liability		32,607
	<hr/>	<hr/>
TOTAL CURRENT LIABILITIES	939,120	862,384
DEFERRED COMPENSATION LIABILITY	22,079	13,829
TOTAL LIABILITIES	<u>961,199</u>	<u>876,213</u>
NET ASSETS:		
Board Designated	3,456,601	3,091,672
Other Unrestricted Net Assets	213,069	(11,254)
Temporarily Restricted	202,437	67,350
	<hr/>	<hr/>
TOTAL NET ASSETS	<u>3,872,107</u>	<u>3,147,768</u>
TOTAL LIABILITIES AND NET ASSETS	<u>\$4,833,306</u>	<u>\$4,023,981</u>

REVENUES 2010



REVENUES 2009





THE GRAMMY FOUNDATION STATEMENT OF ACTIVITIES 2009 & 2010

REVENUES

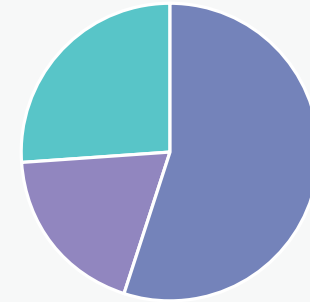
	2010	2009
Contributions/Sponsorships	1,469,035	1,319,674
Support from The Recording Academy	1,561,062	1,641,489
Grants	65,000	10,000
Project Income	621,620	382,817
Investment Income	385,418	(394,748)
In-Kind Donations	18,639	6,950
TOTAL REVENUES	\$4,120,774	\$2,966,182

EXPENSES

Program Services	\$1,790,102	\$2,053,423
Management and General	545,778	655,721
Fundraising and Special Events	1,041,916	1,269,009
In Kind Expenses	18,639	6,950
TOTAL EXPENSES	3,396,435	3,985,103
NET INCOME (LOSS)	\$724,339	\$(1,018,921)

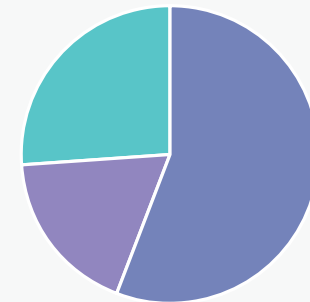
Financial information is excerpted from The GRAMMY Foundation audited reports. Functional Expenses information is as reported on the IRS 990 filings.

FUNCTIONAL EXPENSES 2010



- 55% Program Services
- 19% Management and General
- 26% Fundraising

FUNCTIONAL EXPENSES 2009



- 56% Program Services
- 18% Management and General
- 26% Fundraising